






MEDIUM STOWAWAY

Size



This template is 20% scale of full size, and must not be re-sized or scaled.

Template size: 342mm × 177mm
Finished (full) size: 1610mm × 780mm

Shape

-  **Bleed line**
Artwork must extend to this line. The area in between this line and the safe area line must only be used as a quiet area.
-  **Cut line**
Perimeter of the cut graphic area, before any finishing. The area in between this line and the finished line will be used for attaching the sleeve.
-  **Finished line**
Perimeter of the visible graphic area, after the sleeve has been added.
-  **Safe area line**
Important content (text, logos etc.) must be kept within this line.
-  **Flag sleeve**
Location of the elasticated flag sleeve, when finished and attached.

Layers


-  **Design.** Must be used to create and supply your design.
-  **Guide.** Must not contain any of your design elements. Must be deleted before saving your print-ready file.

Artwork Requirements

Artwork must be supplied:

- At the exact size of this template
- With all fonts outlined
- With all images embedded
- With all design elements on the Design layer
- With all important content inside the safe area
- With background/quiet content all the way to the bleed line
- With none of the template guide lines included or flattened
- With no crop marks, bleed marks, colour bars or other registration marks present
- As either PDF (preferred), AI or EPS format
- With exported files checked that all design elements are included
- With both front and back designs included (applies only to double-sided flag templates)

For a full list of artwork requirements, please refer to our website.



**Please refer to
the instructions
off-page to the left.**

**All artwork elements
must be supplied on the
Design layer. The Guide
layer is non-printing, and
will not be included in
any saved/exported PDFs.**

This text must be deleted.

