




CROWD BARRIER GRAPHIC

2500MM BARRIER, BANNER/PVC, TOP-ONLY ANGLED CORNERS




Size

This template is 100% scale/full size, and must not be re-sized or scaled.

Areas & Marks

	Bleed line Artwork must extend to this line. Any space between this line and the safe area line must only be used as a quiet area.
	Finished line Perimeter of the visible graphic, after cutting and finishing.
	Safe area line Important content (text, logos etc.) must be kept within this line.

Layers

-  **Design.** Must be used to create and supply your design.
-   **Guide.** Must not contain any of your design elements. Must be deleted before saving your print-ready file.

Artwork Requirements

Artwork must be supplied:

- At the exact size of this template
- With all fonts outlined
- With all images embedded
- With all design elements on the Design layer
- With background/quiet content all the way to the bleed line(s)
- With all important content inside the safe area(s)
- With none of the template guide lines included or flattened
- With all template elements and text removed
- With no crop marks, bleed marks, colour bars or other registration marks present
- As either PDF (preferred), AI or EPS format
- With exported files checked (e.g. in Adobe Acrobat/Reader) that all design elements are included

For a full list of artwork requirements, please refer to our website.

Please refer to the instructions on the first page.

All artwork elements must be supplied on the Design layer. The Guide layer must be deleted before saving your print-ready file.

This text and all other template elements and guide lines must be deleted or not provided in your print-ready file.