




ECONOMY CAFE BARRIER

2000 (SINGLE-SIDED)



Size

This template is 100% scale/full size, and must not be re-sized or scaled.

Shape

-  **Bleed line**
Artwork must extend to this line. The area in between this line and the safe area line must only be used as a quiet area.
-  **Finished line**
Approximate perimeter of the visible graphic area, after the graphic has been finished and fitted to the barrier.
-  **Safe area line**
Important content (text, logos etc.) must be kept within this line.

Layers

-  **Design.** Must be used to create and supply your design.
-  **Guide.** Must not contain any of your design elements. Must be deleted before saving your print-ready file.

Artwork Requirements

Artwork must be supplied:

- At the exact size of this template
- With all fonts outlined
- With all images embedded
- With all design elements on the Design layer
- With background/quiet content all the way to the bleed line(s)
- With all important content inside the safe area(s)
- With none of the template guide lines included or flattened
- With all template elements and text removed
- With no crop marks, bleed marks, colour bars or other registration marks present
- As either PDF (preferred), AI or EPS format
- With exported files checked (e.g. in Adobe Acrobat/Reader) that all design elements are included

For a full list of artwork requirements, please refer to our website.

Considerations

While we make every effort to finish these graphics as accurately and consistently as possible, due to the nature of printing, cutting and finishing fabrics, some material movement and minor imperfections in alignment can be introduced and cannot always be avoided. For this reason, important content, such as logos and text, should not escape the safe areas.

Currently, the dye-sublimation process does not allow for the use of Pantone colours. Any Pantone colours must either be converted to (or replaced with) CMYK colours before supplying your print-ready file.

Please refer to the instructions on the first page.

All artwork elements must be supplied on the Design layer. The Guide layer must be deleted before saving your print-ready file.

This text must be deleted.