

BOLLARD COVER


TRIANGLE / 150MM BOLLARD / 1200MM TALL


Size


This template is 100% scale/full size, and must not be re-sized or scaled.

A section on the far right of the template is provided for the adhesive tab.


Layers

 **Instructions.** Can be turned off or removed before exporting your print-ready file, if desired.


 **Areas & Marks Overlay.** Must only be used as an overlay, and must not contain any design elements. Must be either turned off or removed before exporting your print-ready file.


 **Design.** Should be used to create and supply your design.

Areas & Marks

 **Bleed line**
Artwork must extend to this line. Any space between this line and the safe area lines must only be used as a quiet area.

 **Cut line**
Perimeter of the boards, after cutting.

 **Crease line**
Boards will be creased along these lines.

 **Safe area line**
Important content (text, logos etc.) must be kept within these lines.

Artwork Requirements

Artwork must be supplied:

- With all template elements (such as lines, boxes and markings) removed
- Covering all sides (adhesive tab is optional but recommended)
- Without crop marks or other registration marks
- Using the full bleed area
- With all fonts outlined
- With any images embedded
- As either PDF (preferred), AI or EPS format

For a full list of artwork requirements, please refer to our website.

Considerations

The adhesive tab may be used, but only as a quiet area, free of important design elements. When the cover is assembled, the adhesive tab will not be visible.

**Please refer to the template instructions
off-page to the left.**

**These may only be accessible in certain
software packages, such as Adobe Illustrator.**