




COUNTA



Size

This template is 100% scale of full size, and must not be re-sized or scaled.

Shape

-  **Bleed line**
Artwork must extend to this line. The area in between this line and the safe area lines must only be used as a quiet area.
-  **Finished line**
Approximate perimeter of the visible graphic area, after the graphic has been finished and adhered to the unit.
-  **Safe area line**
Important content (text, logos etc.) must be kept within this line.

Layers

-  **Design.** Must be used to create and supply your design.
-  **🔒 Guide.** Must not contain any of your design elements. Must be deleted before saving your print-ready file.

Artwork Requirements

Artwork must be supplied:

- At the exact size of this template
- With all fonts outlined
- With all images embedded
- With all design elements on the Design layer
- With all important content inside the safe area
- With background/quiet content all the way to the bleed line
- With none of the template guide lines included or flattened
- With no crop marks, bleed marks, colour bars or other registration marks present
- As either PDF (preferred), AI or EPS format
- With exported files checked that all design elements are included

For a full list of artwork requirements, please refer to our website.

Considerations

Please note the gutters between the center and side graphics. These areas (7mm width) will not be printed and will instead be used as gutters for the folds of the corners.

HEADER

LEFT SIDE

BASE
FRONT

RIGHT SIDE

Please refer to the instructions on the first page.

All artwork elements must be supplied on the Design layer. The Guide layer must be deleted before saving your print-ready file.

This text and all other template elements and guide lines must be deleted or not provided in your print-ready file.